


# GB1 Golden Bell Xilinx Spartan-6 EVB ISE WebPack 설치

<http://www.mangoboard.com/>

<http://cafe.naver.com/embeddedcrazyboys>

Crazy Embedded Laboratory



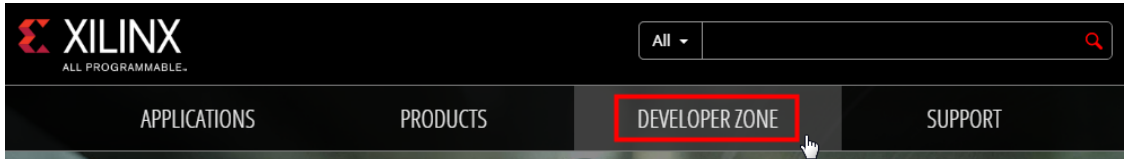
# Document History

Revision	Date	Change note
Init	2016-08-04	전종인

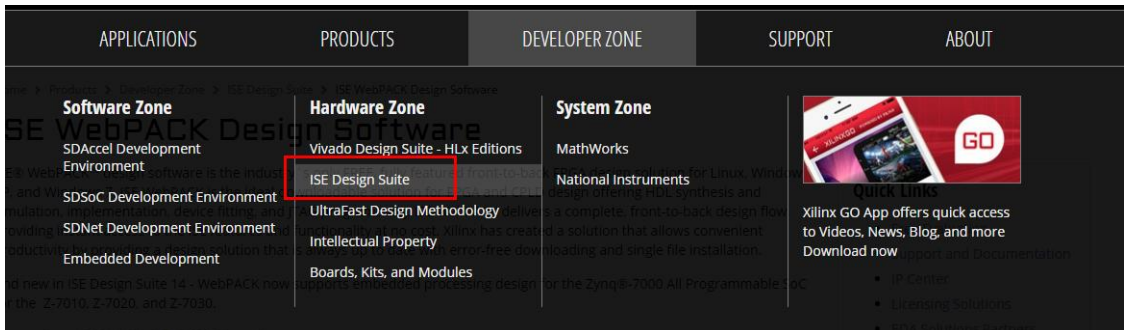
<b>1. 개발 툴 설치</b> .....	<b>5</b>
<b>1.1. WebPACK 설치</b> .....	<b>6</b>
<b>1.2. 라이선스 설치</b> .....	<b>17</b>

# 1. 개발 툴 설치

<http://www.xilinx.com/>



<http://www.xilinx.com/products/design-tools/ise-design-suite.html>



ISE Design Suite: WebPACK Edition 설치

## ISE Design Suite: WebPACK Edition

ISE WebPACK delivers a complete, front-to-back design flow providing instant access to the ISE features and functionality at no cost. To learn more, please visit ISE [WebPACK Design Software](http://www.xilinx.com/products/design-tools/ise-design-suite/ise-webkit.html) landing page.

<http://www.xilinx.com/products/design-tools/ise-design-suite/ise-webkit.html>

# ISE WebPACK Design Software

ISE® WebPACK™ design software is the industry's only FREE, fully featured front-to-back FPGA design solution for Linux, Windows XP, and Windows 7. ISE WebPACK is the ideal downloadable solution for FPGA and CPLD design offering HDL synthesis and simulation, implementation, device fitting, and JTAG programming. ISE WebPACK delivers a complete, front-to-back design flow providing instant access to the ISE features and functionality at no cost. Xilinx has created a solution that allows convenient productivity by providing a design solution that is always up to date with error-free downloading and single file installation.


And new in ISE Design Suite 14 - WebPACK now supports embedded processing design for the Zynq®-7000 All Programmable SoC for the Z-7010, Z-7020, and Z-7030.

## Download ISE WebPACK Now!

- [Download ISE WebPACK software for Windows and Linux.](#)

ISE Design Suite - 14.7 Full Product Installation

<http://www.xilinx.com/support/download/index.html/content/xilinx/en/downloadNav/design-tools.html>

 **Full Installer for Windows (TAR/GZIP - 6.18 GB)**  
MD5 SUM Value: 94f40553a93dfbeca642503e2721b270

“Full installer for Windows” 선택하여 다운로드 합니다.

회원가입을 해야 합니다.



















회원가입 시 이메일로 계정을 활성화하는 이메일을 받을 것입니다.

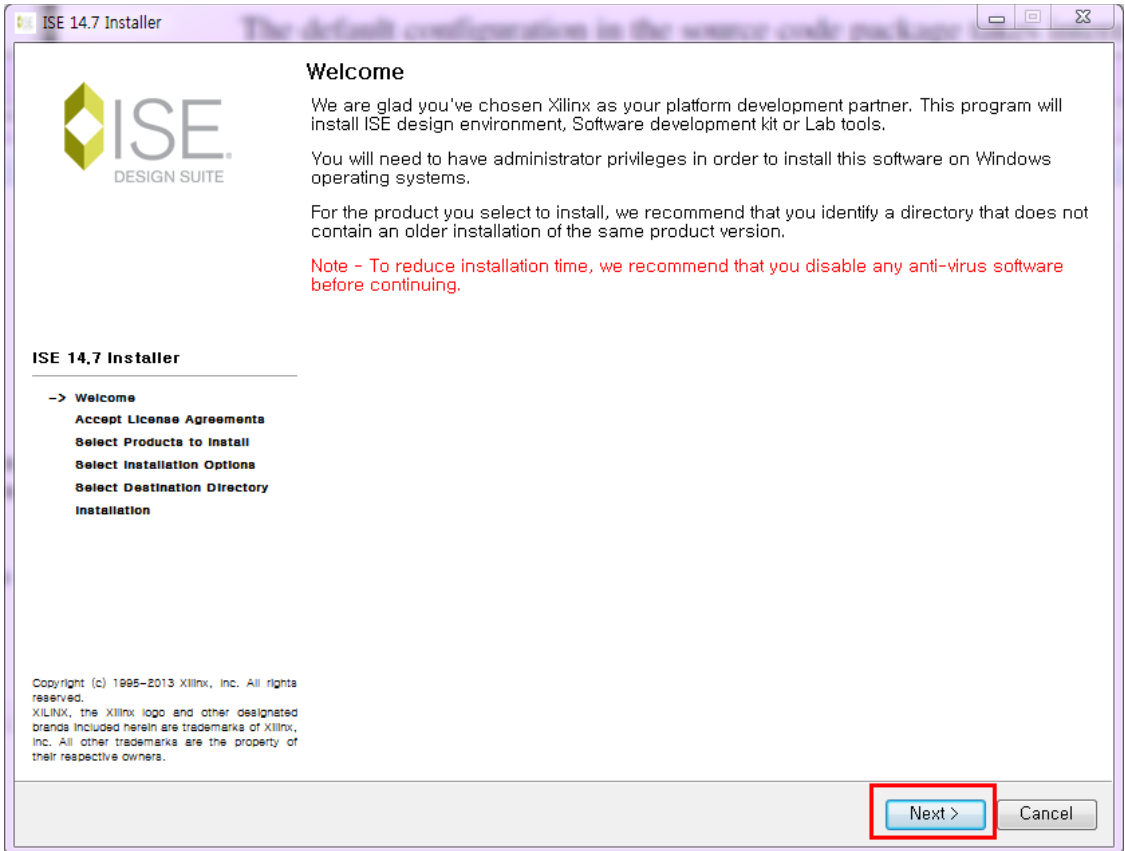
받은 이메일에 링크로 가서 로그인 합니다.

다운로드 받은 파일 압축을 풉니다.

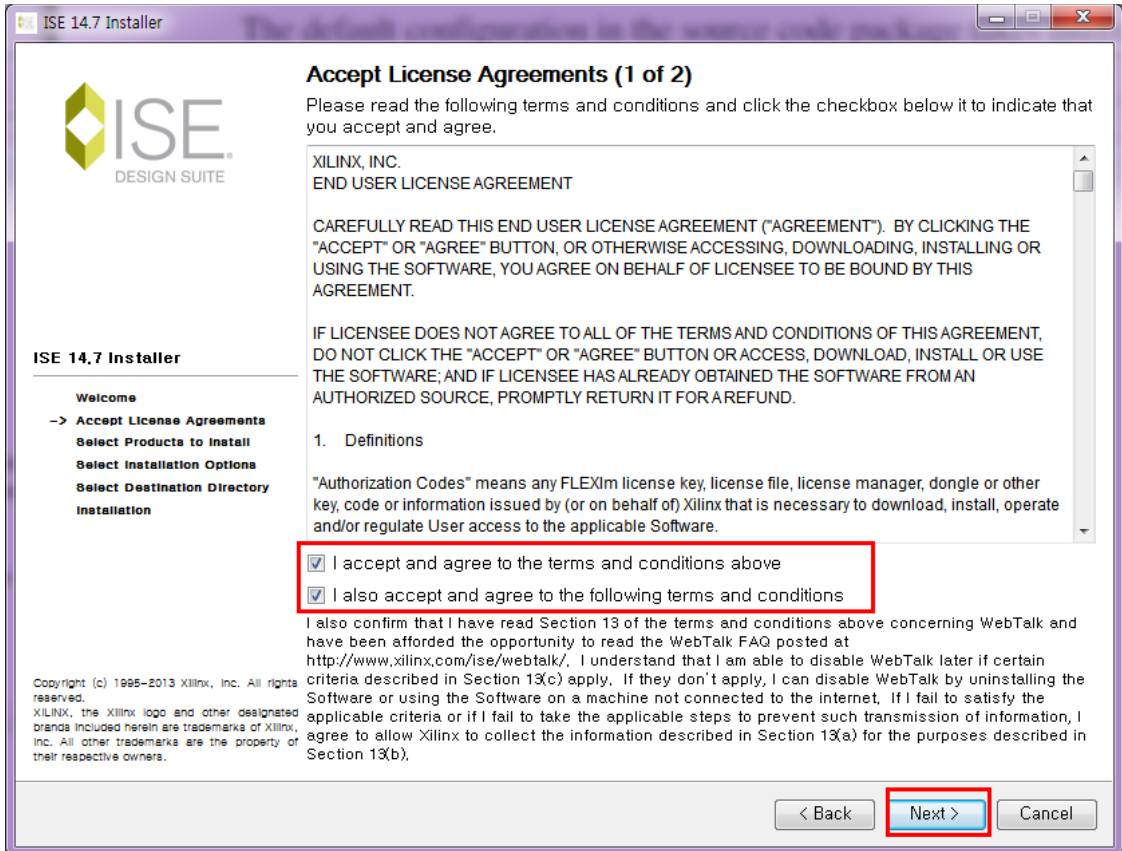
### 1.1. WebPACK 설치

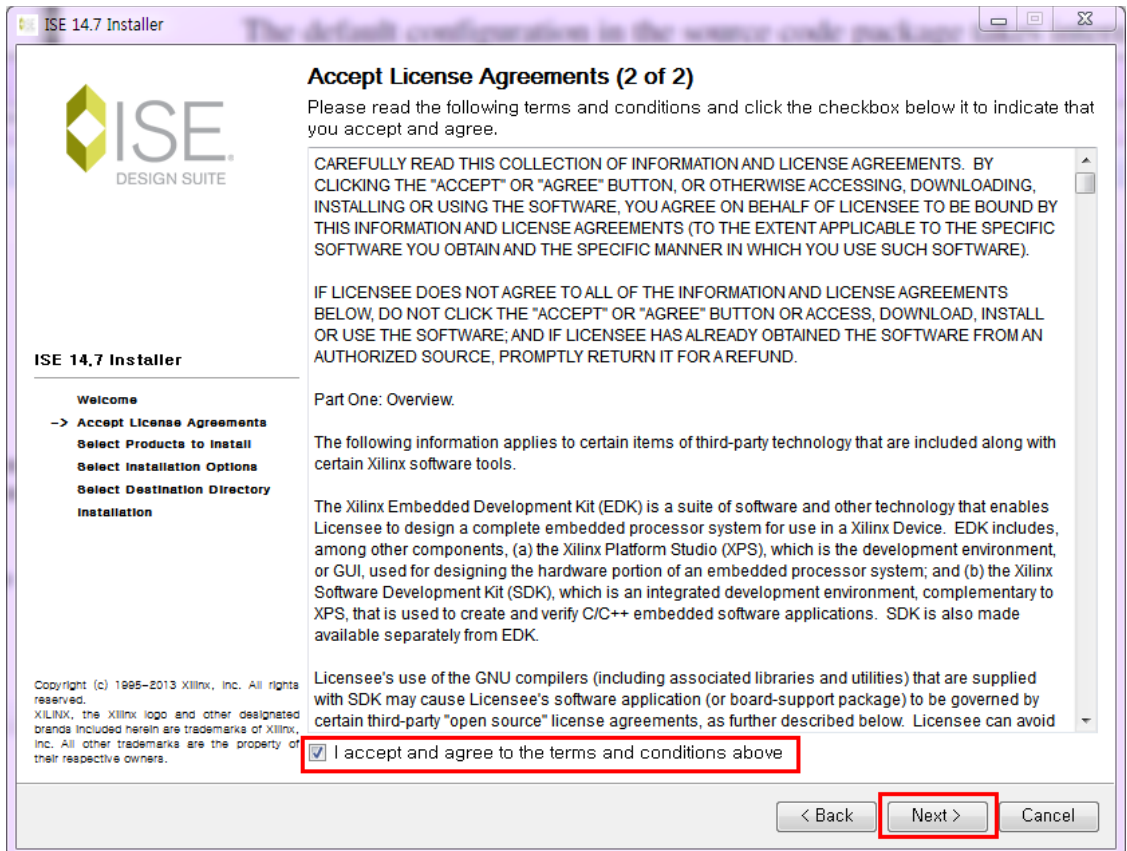
Xsetup.exe 파일 실행합니다.

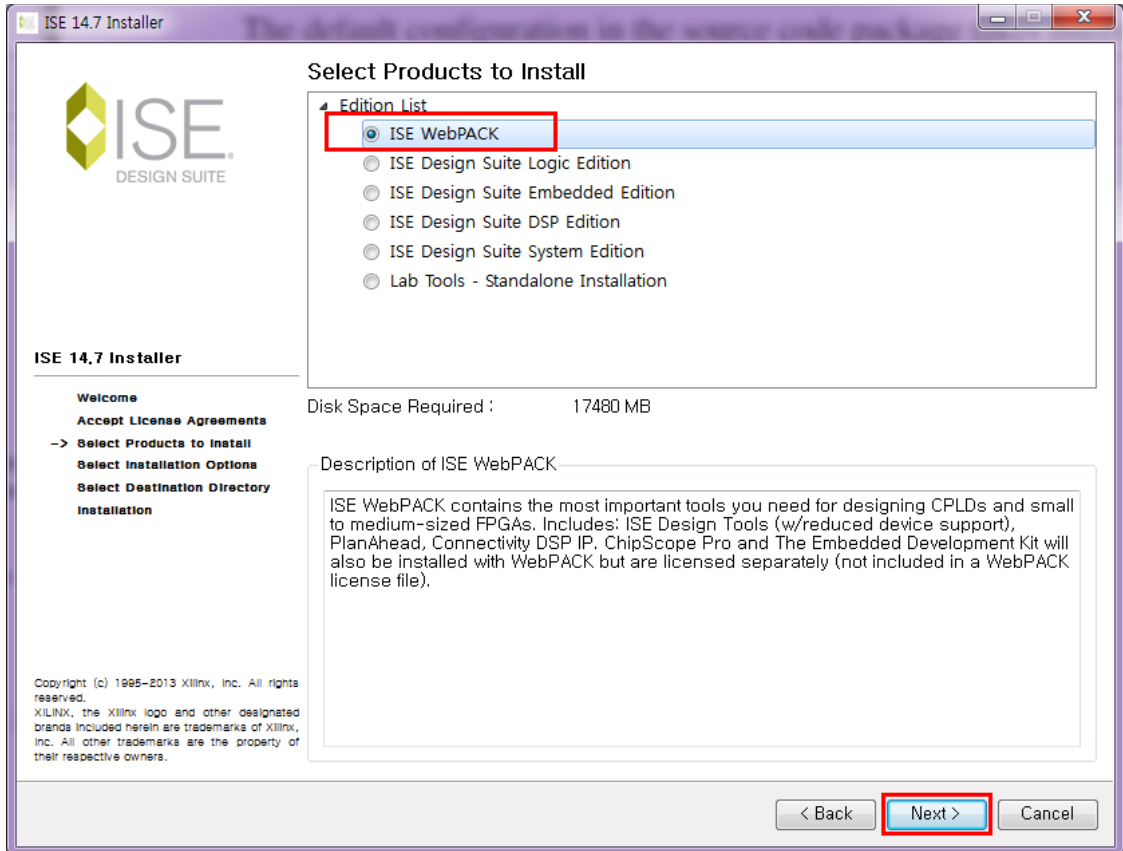
	.install	2016-08-10 오전...	파일 폴더	
	bin	2016-08-10 오전...	파일 폴더	
	common	2016-08-10 오전...	파일 폴더	
	data	2016-08-10 오전...	파일 폴더	
	edk	2016-08-10 오전...	파일 폴더	
	idata	2016-08-10 오전...	파일 폴더	
	ise	2016-08-10 오전...	파일 폴더	
	labtools	2016-08-10 오전...	파일 폴더	
	Microsoft.VC90.CRT	2016-08-10 오전...	파일 폴더	
	Microsoft.VC90.MFC	2016-08-10 오전...	파일 폴더	
	msg	2016-08-10 오전...	파일 폴더	
	planahead	2016-08-10 오전...	파일 폴더	
	planahead_wp	2016-08-10 오전...	파일 폴더	
	sysgen	2016-08-10 오전...	파일 폴더	
	webpack	2016-08-10 오전...	파일 폴더	
	autorun	2013-10-14 오전...	설치 정보	1KB
	xinfo	2013-10-14 오전...	응용 프로그램	741KB
	xsetup	2013-10-14 오전...	응용 프로그램	748KB



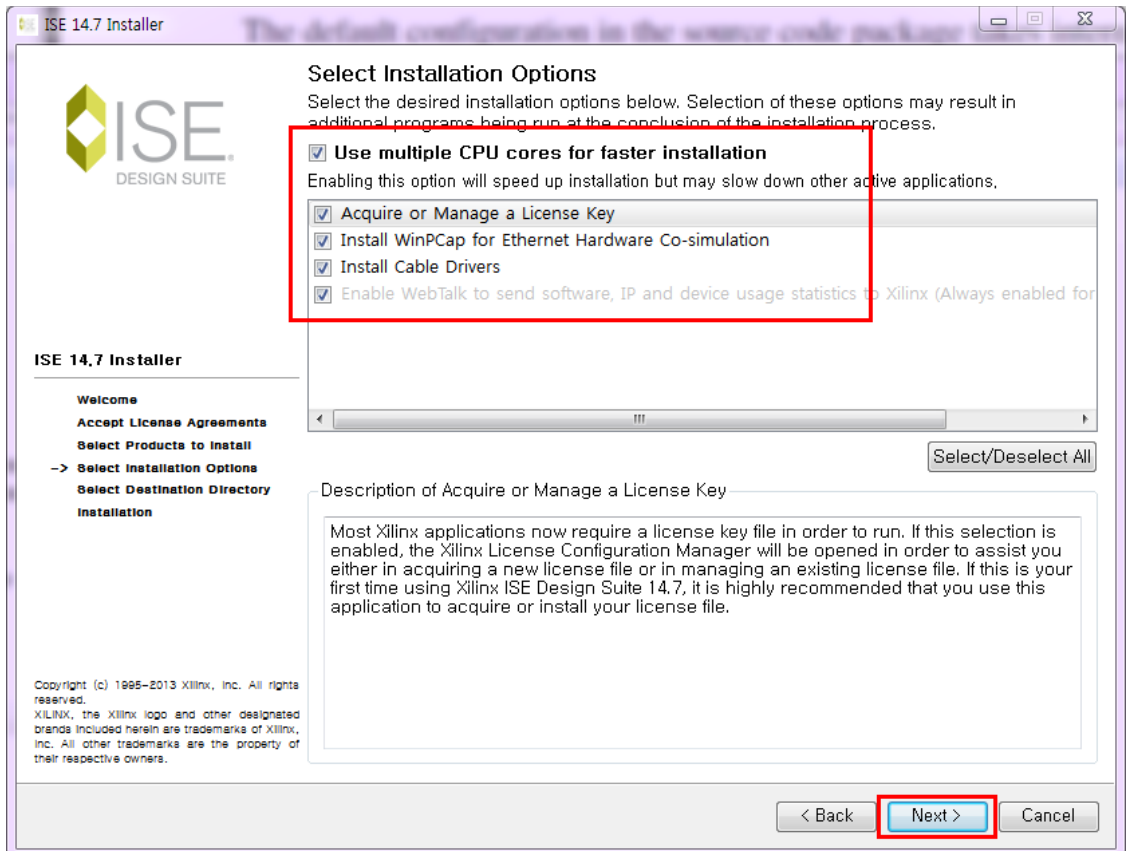


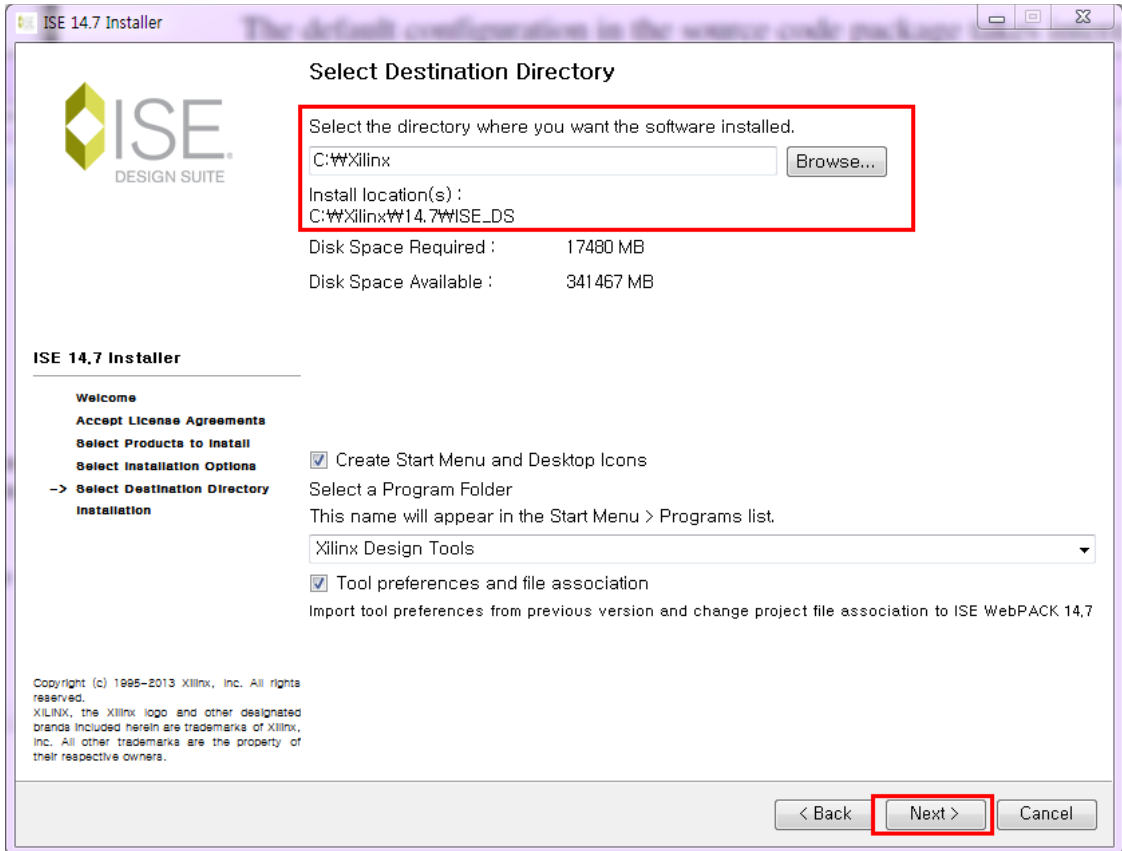


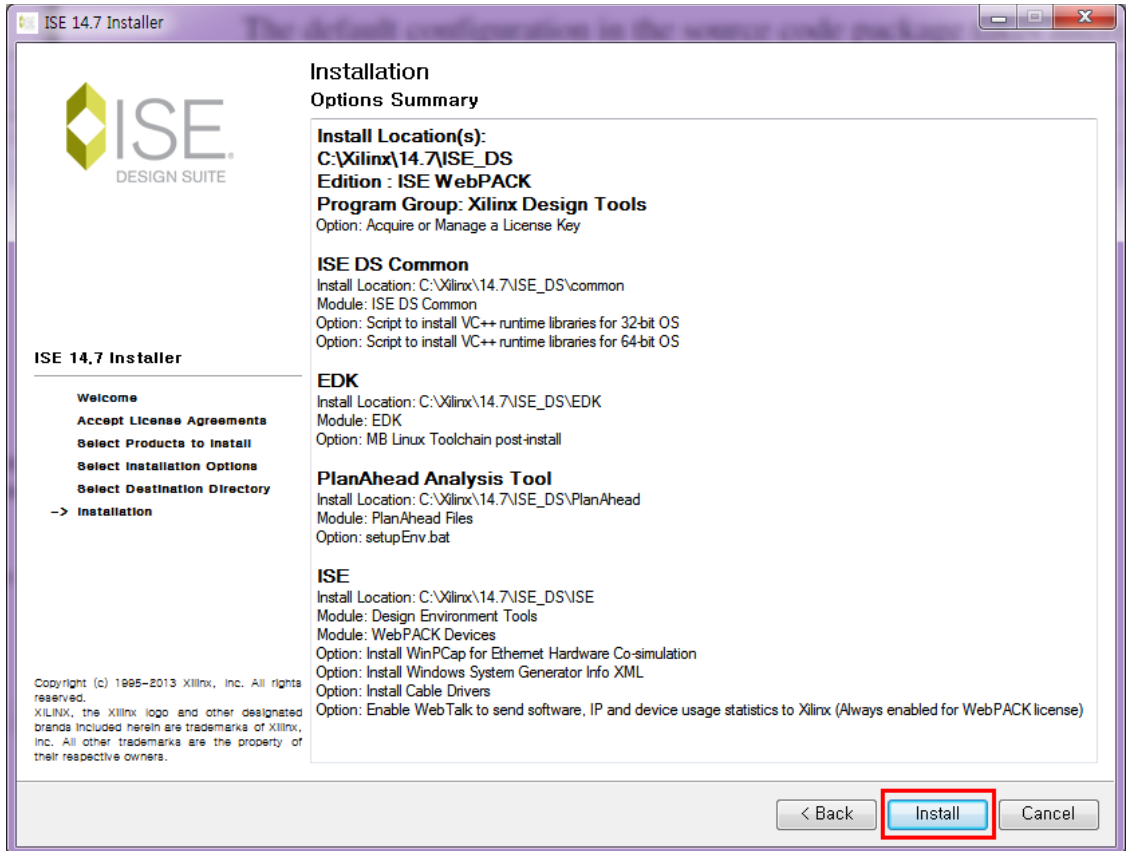




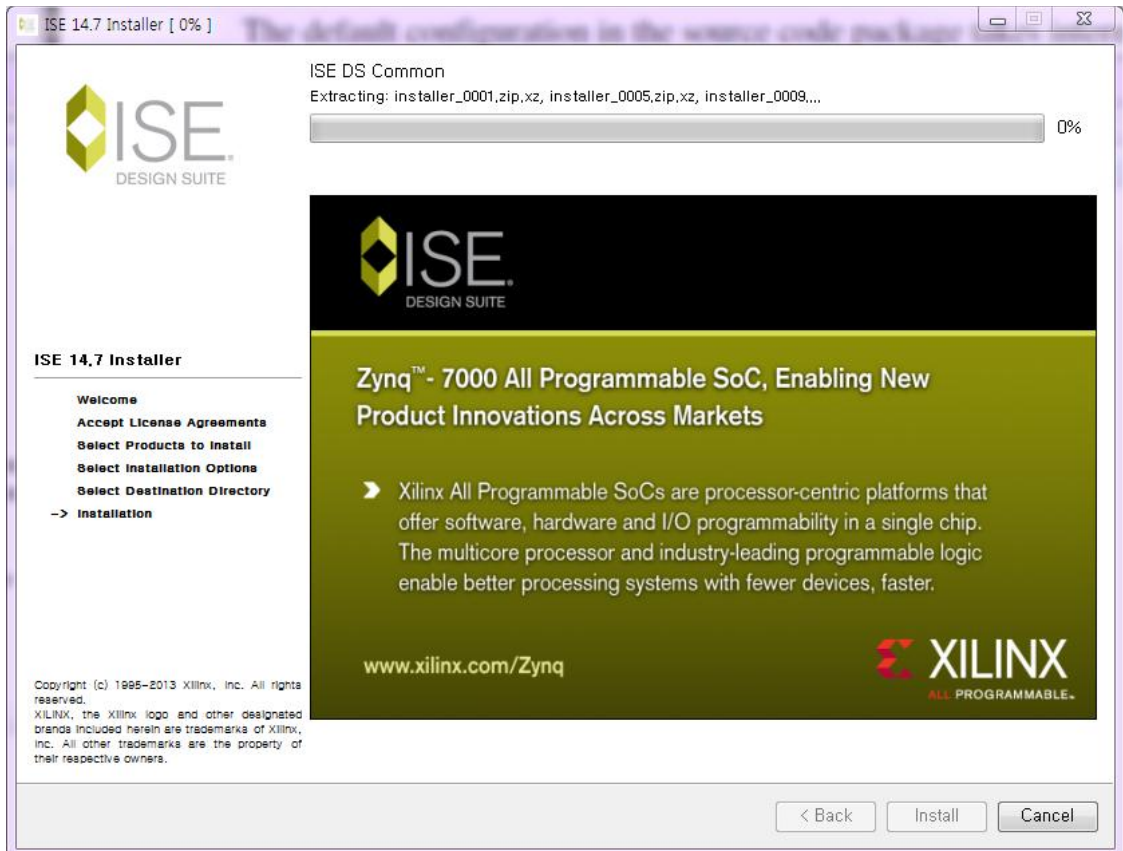
“ISE WebPACK” 선택

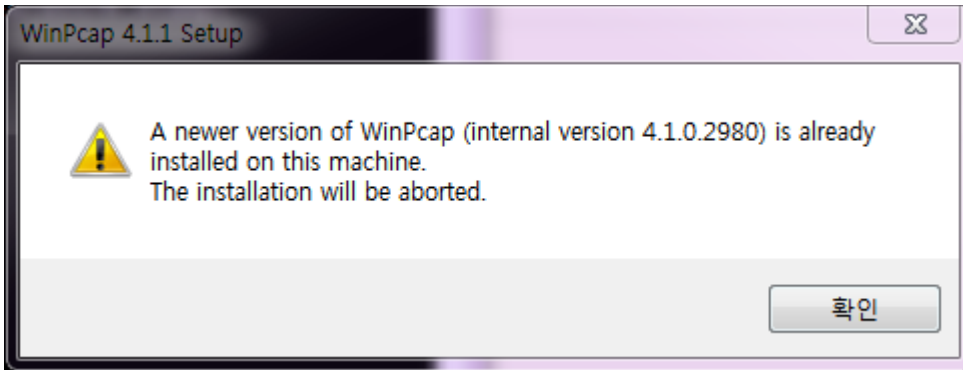
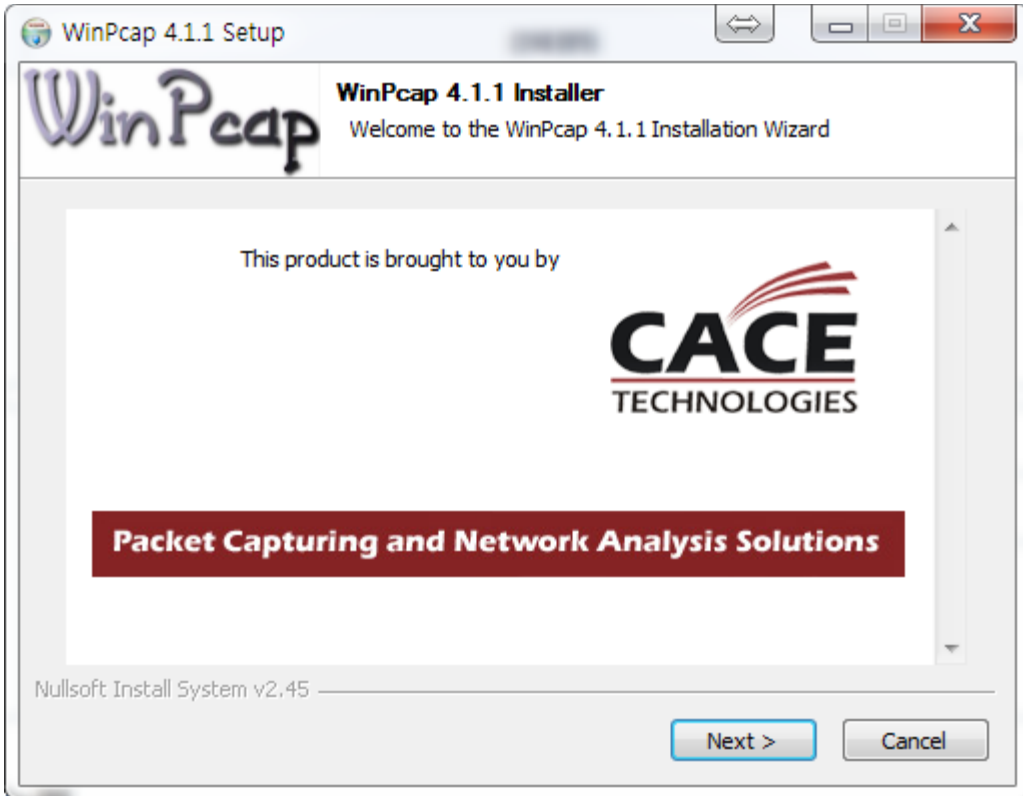




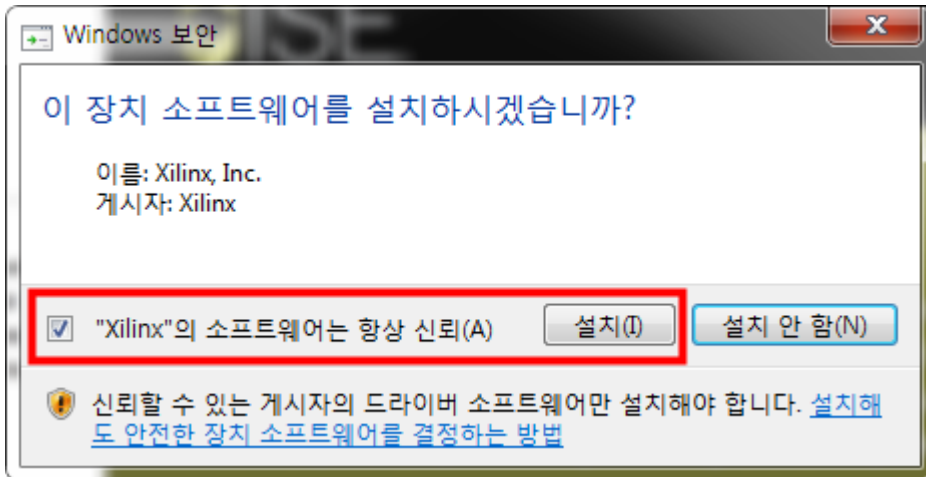
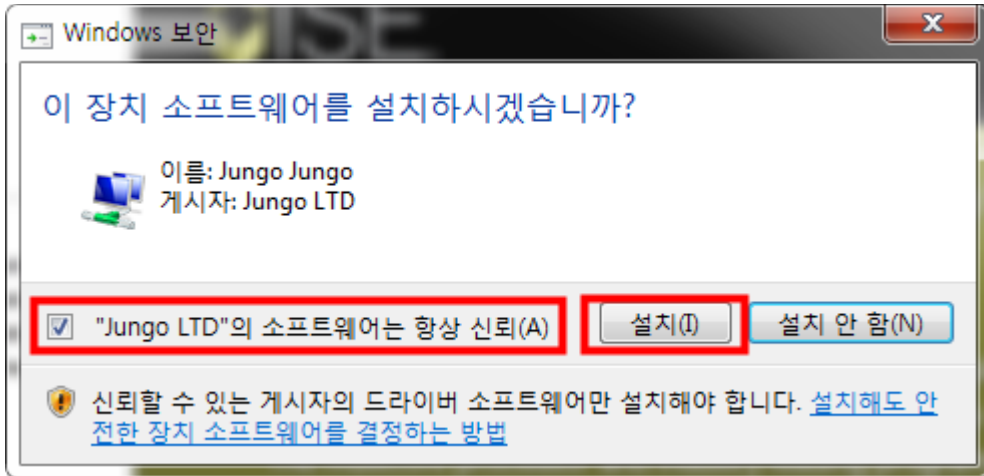


“Install” 선택하면 설치를 시작합니다.





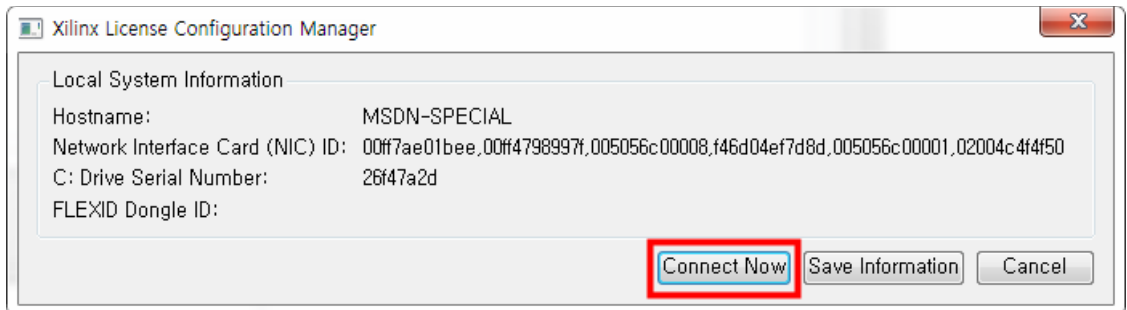
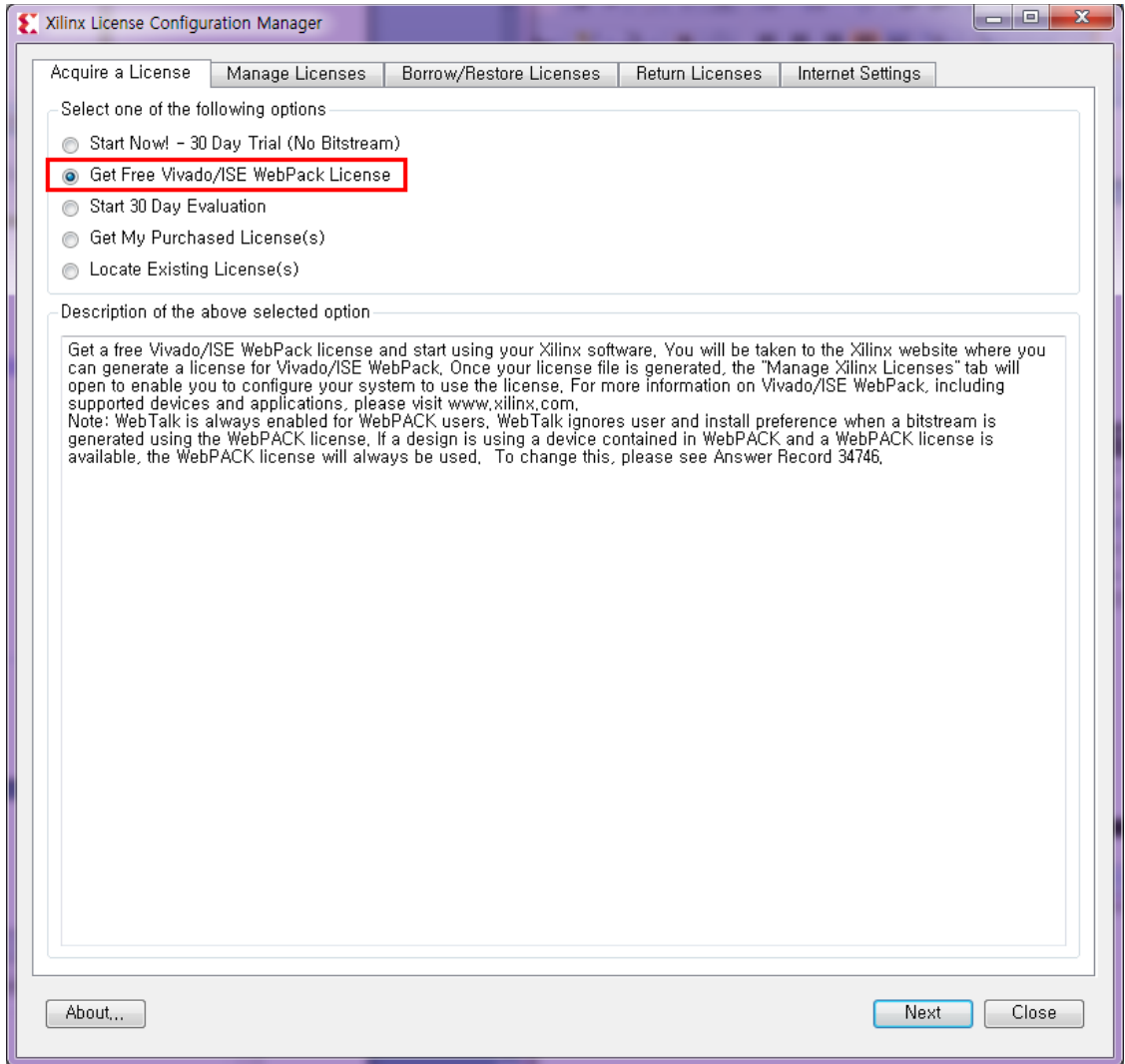




## 1.2. 라이선스 설치

참조

<http://taoist29.tistory.com/entry/Xilinx-ISE-WebPack-144-%EC%84%A4%EC%B9%98>



[http://www.xilinx.com/support/licensing\\_solution\\_center.html](http://www.xilinx.com/support/licensing_solution_center.html)

접속해서 로그인 후

## Obtain a license for Free or Evaluation product

- **Free or Evaluation Product Licenses** - After completing the installation of Vivado, SDx or ISE Design Suite, the Xilinx License Configuration Manager (XCLM) will start automatically and guide you through the licensing process.

You may also go directly to the [Xilinx Product Licensing Site](#) to obtain licenses for free or evaluation products if you decided to skip this step during product installation.

### Certificate Based Licenses

	Product	Type	License	Available Seats	Status	Subscription End Date
<input type="checkbox"/>	Vivado Design Suite: HL WebPACK 2015 and Earlier License	Certificate - No Charge	Node	1/1	Current	None
<input type="checkbox"/>	Vivado Design Suite (No ISE): 30-Day Evaluation License	Certificate - Evaluation	Node	1/1	Current	30 days
<input checked="" type="checkbox"/>	ISE WebPACK License	Certificate - No Charge	Node	1/1	Current	None
<input type="checkbox"/>	PetaLinux Tools License	Certificate - Evaluation	Node	1/1	Current	365 days
<input type="checkbox"/>	Vivado HLS Evaluation License	Certificate - Evaluation	Node	1/1	Current	30 days

선택 후

## Generate Node License

Fields marked with an asterisk \* are required.

### 1 PRODUCT SELECTION

Product Selections *	Product	Type	Available Seats	Subscription End Date	Requested Seats	Borrowed Seats
<input checked="" type="checkbox"/>	ISE WebPACK License	No Charge	1/1	None	1	

### 2 SYSTEM INFORMATION

License	Node
Host ID *?	Any

### 3 COMMENTS

Comments ?	
------------	--

**Next** [Cancel](#)

## Generate Node License

### 4 REVIEW LICENSE REQUEST

#### Product Selections

Product	Subscription End Date	Available Seats	Requested Seats	
ISE WebPACK License		1/1	1	

#### System Information

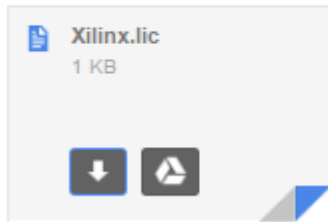
License	Node
Host ID	ANY

Note: WebTalk is always enabled for WebPACK users. WebTalk ignores user and install preference when a bitstream is generated using the WebPACK license. If a design is using a device contained in WebPACK and a WebPACK license is available, the WebPACK license will always be used. To get additional information on WebTalk, go to [www.xilinx.com/webtalk](http://www.xilinx.com/webtalk).

[Cancel](#)

“Next”를 선택하면 , 계정 만들 때 이메일로 라이선스를 보내줍니다.

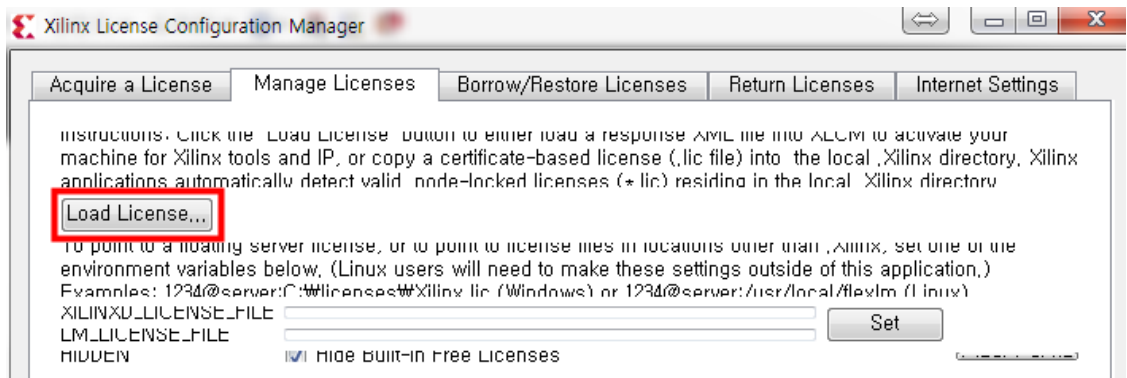
[메일의 일부입니다.] [전체 메일 보기](#)



다운로드 합니다.

다운받은 위 파일을 아래 폴더에 저장하였습니다.

**C:\Xilinx\14.7**



Load License 버튼을 눌러서 C:\Xilinx\14.7\Xilinx.lic 선택

